

[Research]

## Lead and Cadmium Concentrations in Throughfall of *Pinus eldarica* and *Cupressus arizonica* Plantations in a Semi-Arid Polluted Area

E. Khosropour<sup>1</sup>, P. Attarod<sup>1\*</sup>, A. Shirvany<sup>1</sup>, M. Matinizadeh<sup>2</sup>, O. Fathizadeh<sup>3</sup>

1. Dept of Forestry and Forest Economics, Faculty of Natural Resources, University of Tehran, Karaj, Iran.

2. Research Institute of Forests and Rangelands, Tehran, Iran.

3. Faculty of Natural Resources and Marine Sciences, University of Tarbiat Modares, Iran.

\* Corresponding author's E-mail: attarod@ut.ac.ir

(Received: Aug. 17. 2012. Accepted: Jan. 15. 2013)

### ABSTRACT

This research was carried out in order to quantify throughfall (TF) and interception loss (I) and to compare the chemical composition of TF, i.e. lead (Pb) and cadmium (Cd) as well as electrical conductivity (EC) and pH beneath *Pinus eldarica* and *Cupressus arizonica* plantations and the open field rainfall. The research was accomplished in the Chitgar Forest Park, a semi-arid polluted urban area, around Tehran, Iran. Gross rainfall (GR) was measured using ten collectors located in an open field. TF was quantified by randomly manual TF collectors placed beneath each plantation. Measurements were recorded on an event basis from 15 April 2010 to 15 February 2011. During the measurement, eighteen rainfall events with cumulative GR value of 114.8 mm were recorded. Interception loss was 35.3 mm by *P. eldarica* plantation and 30.4 mm by *C. arizonica*. There were strong correlations between I:GR and GR ( $r^2_{Pinus} = 0.686$ ,  $r^2_{Cupressus} = 0.766$ ,  $p \text{ value} \leq 0.01$ ). Pb and Cd concentrations as well as EC of TF were significantly different among *P. eldarica* and *C. arizonica* and the open field. The results demonstrated that interception represents a considerable portion of GR in *P. eldarica* and *C. arizonica* plantations and, therefore, it should be considered while choosing trees for plantations in semiarid climate zones of Iran. Our results showed that *P. eldarica* and *C. arizonica* plantations have good potentials for filtering the polluted air with Pb and Cd.

Keywords: Throughfall, *Cupressus arizonica*, *Pinus eldarica*, Lead, Cadmium

### INTRODUCTION

Partitioning of rainfall into: I. throughfall (TF) which may or may not contact the canopy and which falls to the ground between the various components of the vegetation, II. stemflow (SF): the amount of water flowing to the ground via trunks or stems and III. interception loss that remains on the vegetation and evaporates during or subsequent to a rainfall, after it reaches canopies, constitute the first interaction between water cycle and forest (Crockford & Richardson, 2000). TF, I, and SF are highly influenced by rainfall characteristics, climatic factors, and forest structure characteristics (Staelens et al., 2008; Muzylo et al., 2009). The rainfall characteristics are the size, intensity, and duration of rainfall (Crockford & Richardson, 2000; Xiao et al., 2000; Huber & Iroumé, 2001; Iroumé & Huber, 2002).

The most important climatic factors influencing interception loss are wind speed and direction, air temperature and humidity (Crockford & Richardson, 2000), as well as evaporation rate during and after rainfall events (Gash & Morton, 1978; Viville et al., 1993). The forest structure characteristics include species composition (Pypker et al., 2005), stand age, basal area, stand density (Stogsdill et al., 1989), and the canopy characteristics such as leaf area, leaf angle distribution, leaf surface features (Xiao et al., 2000), and branch angle (Huber & Iroumé, 2001). Evaporation of intercepted water has the main role in the water balance, especially during long periods of gentle rain (Gash, 1980).

Before rainfall reaches to the forest floor, its chemical composition may be altered by the surrounding condition and the forest

canopy. Therefore, atmosphere plays a key role in global chemical composition cycles and leads to metal dispersion at earth scale (Rauch & Pacyna 2009). Interactions between canopy and rainfall include accumulation of dry deposition, release of elements and direct assimilation by canopy (Lovett & Lindberg, 1984; Balestrini et al., 2007). These chemical inputs interact with the canopy and are then released to the forest floor via the major pathway of TF and a much smaller flux of SF (Douglas et al., 1988). TF is influenced by the type and chemistry of precipitation and by the structure and physiology of trees (Aussenac, 1970; Miller et al., 1976; Kellman, 1979).

The three processes that change TF chemistry are (Parker, 1983): (i) washing, by precipitation, of accumulated deposits on the canopy between events; (ii) leaching of material from internal plant tissues; and (iii) uptake of solute, gases or particles by foliage. Atmospheric deposition depends on several factors, for instance distance to the emission sources, meteorological conditions, e.g. prevailing wind direction, frequency and the amount of precipitation, and structure of forest canopy (Avila & Rodrigo, 2004). Lead (Pb) and cadmium (Cd) spreading in the atmosphere is induced by natural processes (Nriago, 1989) and anthropogenic activity (Pacyna & Pacyna, 2001).

The important source for Cd may be waste incineration and for Pb can be gasoline (Pacyna, 2001). They can be transported to long distances from producing sources (Steinnes & Friedland, 2005) and impact remote ecosystems (Shotyk et al., 1996). Chiwa et al. (2004) showed that TF chemistry in Sitka spruce (*Picea sitchensis*) plantation, in south-central Scotland at Deepske, was changed compared to the open field area. Acidification and chemical enrichment were observed to be extremely significant for stemflow, but only slightly for TF in a Chinese fir (*Cunninghamia lanceolata*) plantation in Fujian, China (Hou Bao et al., 1999). Gandois et al. (2010) showed that Pb concentration increased, but Cd concentration either slightly increased or even decreased in the TF of

six plantations (*Picea abies*, *Abies alba*, *Fagus sylvatica*) in France. Plantations can increase the carbon sequestration capacity and combat desertification (Grünzweig et al., 2003), reduce runoff generation and flood hazard (Gholami et al., 2010) and also alleviate air pollution (Zhou et al., 2002). The concentrations of many trace metals in the atmosphere have risen dramatically in and around the industrial cities and may pose a threat to the human health (Cole, 1990).

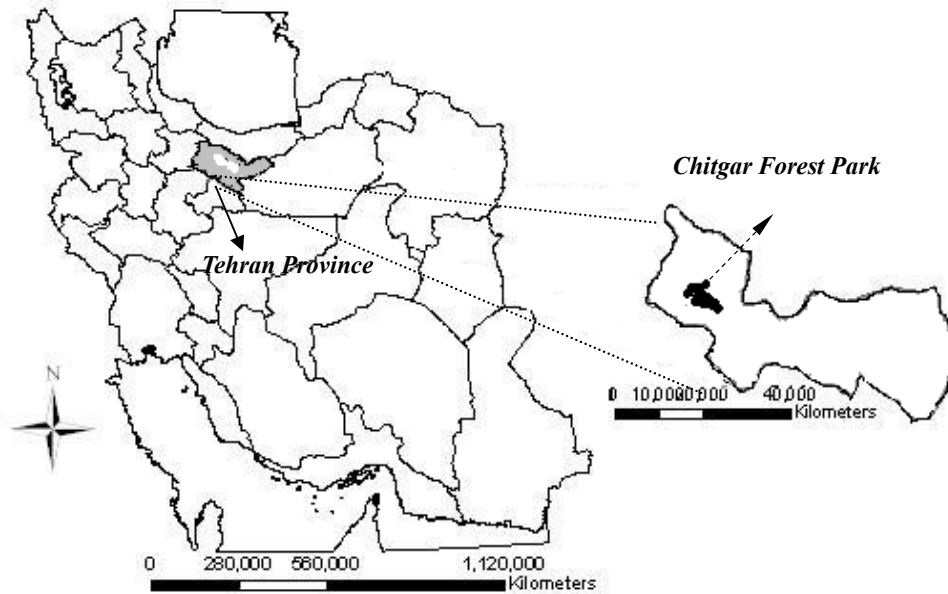
Elder pine (*Pinus eldarica* Medw.) and Arizona cypress (*Cupressus arizonica* Greene) are major species extensively planted around the polluted cities in Iran. To our knowledge, no research has been reported for the effects of *P. eldarica* and *C. arizonica* plantations on rainfall interception loss and also on the chemical composition of TF in polluted areas of Iran, despite the widespread use of these species in plantation efforts.

The main goals of this study were to measure interception loss of *P. eldarica* and *C. arizonica* plantations in a semi-arid climate zone of Iran, and to compare the chemical composition of the open field rainfall or gross rainfall (GR) and TF, analysing the electrical conductivity (EC), pH, Pb, and Cd concentrations.

## MATERIALS AND METHODS

### Site description

The study carried out in the almost closed canopies, forty-year-old pure and even-aged *P. eldarica* and *C. arizonica* plantations located in the Chitgar Forest Park of Tehran, Iran (Fig. 1). The species cover 386 ha of the Park and represent 48% of the Park total area. Measurements were made in two sites, circular shapes with 250 m<sup>2</sup> area, of *P. eldarica* and *C. arizonica* plantations (35°10' N, 51°10' E, and 1269 m asl.). The shapes and density of the trees in the sites were typical of the plantations in the Forest Park. Tree densities of *P. eldarica* and *C. arizonica* were 1185 and 955 trees ha<sup>-1</sup> and their total basal areas were 63.5 and 58.5 m<sup>2</sup> ha<sup>-1</sup>, respectively. Mean tree height and diameter at breast height (DBH) were 11 m and 23.5 cm for *P. eldarica* and 9 m and 18 cm for *C. arizonica*, respectively.



**Fig. 1.** Location of the Chitgar Forest Park inside Tehran, Iran (The sample sites inside the Park were not shown).

The fifteen years records of meteorological data (1996-2010) recorded at the meteorological station nearest to the Forest Park, Chitgar Meteorological Station ( $35^{\circ} 42' N$ ,  $51^{\circ} 08' E$ , and 1269 m a. s. l.), indicate that the mean annual precipitation is 267.6 mm (SE:  $\pm 20.4$  mm). The wettest and driest months are March (45.4 mm; SE:  $\pm 10.7$  mm) and August (0.9 mm; SE:  $\pm 0.4$  mm), respectively. The dry period begins in May and ends in October. The wet period extends from November to April and historically accounts for 86% of the total annual precipitation. The mean annual temperature is  $17.2^{\circ} C$  (SE:  $\pm 0.1^{\circ} C$ ). August is the warmest month with an average temperature of  $29.4^{\circ} C$  (SE:  $\pm 0.3^{\circ} C$ ), and January is the coldest month ( $3.8^{\circ} C$ ; SE:  $\pm 0.8^{\circ} C$ ).

#### Field sampling

From 15 April 2010 to 15 February 2011, eighteen rainfall events were recorded. The open field rainfall was collected using 10 manual cylindrical plastic collectors, 9 cm in diameter and 20 cm in height, placed in a neighboring open area, about 20 m away from the *P. eldarica* and *C. arizonica* plantations. The quantity of water collected was manually measured using a

graded cylinder with an accuracy of 1 ml. The average content of the 10 collectors was used to estimate GR.

TF was sampled using 30 manual collectors of the same design as the collectors used to quantify GR for each plantation. TF collectors were randomly placed beneath the forest plantation canopy within the study sites. TF volume was measured when measuring GR, using the same method. The mean TF depth of each event was calculated through the collected TF from all 30 manual collectors in each plantation.

The difference between GR and TF allowed the estimation of I. In the present study, SF was not directly measured as it is a very small fraction for both *P. eldarica* and *C. arizonica*. The literature also showed that rough-barked species typically have low stemflow values (Helvey & Patric, 1965; Geiger, 1965).

#### Chemical analysis

Three rainfall events occurring in spring, fall, and winter were used for the chemical analysis. Four samples from each plantation were collected for TF chemical analysis in every rainfall event. The samples were immediately sent to the

laboratory to record pH and EC by pH meter (made by HANNA company, Italy) and EC meter (made by Corring Company, England), respectively. All samples were filtered through 0.22  $\mu\text{m}$  nitrocellulose filter and then acidified ( $\text{pH} < 2$ ) with  $\text{HNO}_3$ . The samples were stored in the refrigerator (4 °C) before being analyzed. The samples were analyzed by ICP (OES ICP made by GBC Company, Australia). GR samples were also collected using the same method. Four samples from every GR were collected for the chemical analysis of the open field rainfall. Three rainfall events were analyzed separately and finally were averaged to obtain the pH, EC, Pb, and Cd of TF and those of the open field. Analysis of variance (ANOVA) was accomplished by the factorial design using SAS 9.1

## RESULTS

### Gross rainfall (GR) and throughfall (TF)

During the measurement, eighteen rainfall events were recorded. Cumulative GR was 114.8 mm and mean GR depth per

event was 6.4 mm, ranging from 0.9 mm to 18 mm. Of the 18 rainfall events recorded during the measurement period, 79.5 mm (69.2%) and 84.4 mm (73.5%) of the cumulative GR reached the forest floor as TF for *P. eldarica* and *C. arizonica*, respectively. Mean TF per event was 4.4 mm (60.6%) of GR, ranging from 0.9 mm to 9.5 mm (22.2% to 81.1%) of GR for *P. eldarica* and 4.7 mm (65.9%) of GR, ranging from 0.9 mm to 8.7 mm (33.3% to 87.4%) of GR for *C. arizonica*, respectively (Table 1). The rainfall events were grouped into three classes in order to allow a better understanding of the relationship between GR and I (Table 1). The three classes were:  $\text{GR} \leq 3.5$  mm,  $3.5 \text{ mm} \leq \text{GR} \leq 7$  mm, and  $\text{GR} \geq 7$  mm. Thus, 5, 7, and 6 rainfall events, correspondingly, were allocated to each of the above mentioned classes. The mean TF:GR values per each class were 37%, 66.3%, and 73.4% for *P. eldarica* and 47.8%, 67.9%, and 78.5% for *C. arizonica*, respectively (Table1).

**Table 1.** Cumulative gross rainfall (GR) depth, the percent of average relative throughfall (TF:GR) and standard error (SE), divided into 3 GR classes for *P. eldarica* and *C. arizonica*

		<i>P. eldarica</i>					<i>C. arizonica</i>			
GR class (mm)	Frequency	GR (mm)	I:GR* (%)	TF:GR* (%)	SE* (%)	Frequency	I:GR* (%)	TF:GR* (%)	SE* (%)	
< 3.5	5	9.7	63	37	6	5	52.2	47.8	4.4	
3.5-7	7	32.5	33.7	66.3	4.4	7	32.1	67.9	3	
>7	6	72.6	26.6	73.4	3.4	6	21.5	78.5	2.7	
Cumulative	18	114.8				18				

\*Event based for each class

### Rainfall interception loss (I)

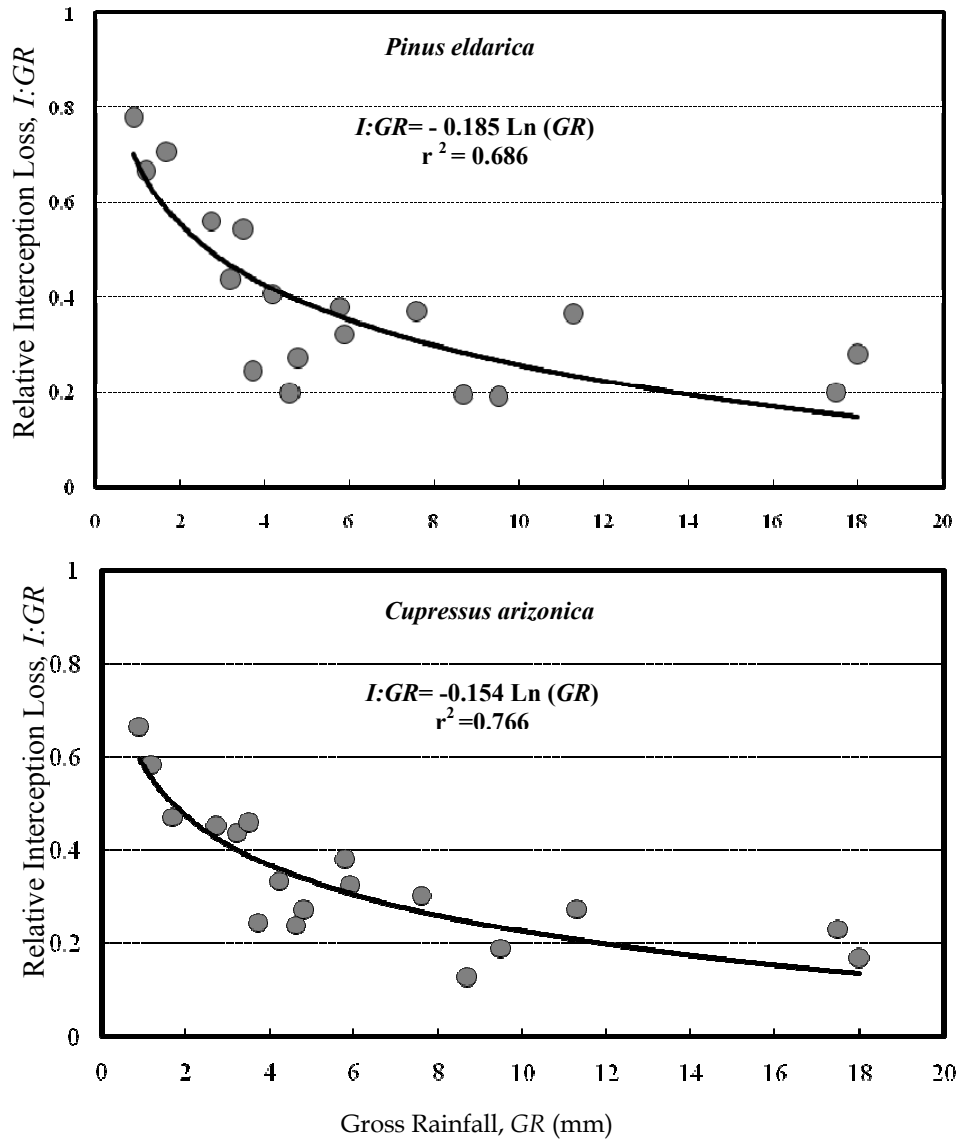
Out of the total GR, 35.3 mm (30.8%) by *P. eldarica* plantation and 30.4 mm (26.5%) for *C. arizonica* were intercepted and subsequently returned to the atmosphere through evaporation process.

When I was expressed as percentage of GR for each event, I:GR varied from 18.9% for larger rainfall events (corresponding to  $\text{GR} = 9.5$  mm) to 78% for smaller rainfall events ( $\text{GR} = 0.9$  mm) for *P. eldarica*. For *C. arizonica*, I:GR ranged from 12.6% of GR for larger rainfall events ( $\text{GR} = 8.7$  mm) to 67%

of GR for smaller rainfall events ( $\text{GR} = 0.9$  mm).

It was found that the contribution of I to GR (relative I or I:GR) was correlated with GR size both in *P. eldarica* and *C. arizonica* plantations (Fig. 2). The mean values of I:GR showed decreasing trends when GR increased.

Negative significant relationships ( $r^2_{Pinus} = 0.686$ ,  $r^2_{Cupressus} = 0.766$ ,  $P \leq 0.01$ ) were found between I:GR and GR in both plantations.



**Fig.2.** The relations between relative interception loss ( $I:GR$ ) and gross rainfall ( $GR$ ) for *P. Edarica* and *Cupressus arizonica* plantations. Every filled circle refers to a rainfall event.

#### pH and EC in open field rainfall and TF

The maximum and minimum EC were observed in TF of *P. eddarica* ( $298 \mu\text{S cm}^{-1}$ ) and the open field rainfall ( $90.5 \mu\text{S cm}^{-1}$ ). However, the maximum and minimum values of pH were observed in the open field (6.2) and in TF of *P. eddarica* (5.5) (Fig. 3). Duncan test showed significant differences among EC of TF in *P. eddarica*, *C. arizonica* and the open field rainfall, however, pH of TF in *C. arizonica* and the open field rainfall showed no significant differences (Fig.3). Analysis of variance indicated that pH and EC of TF were

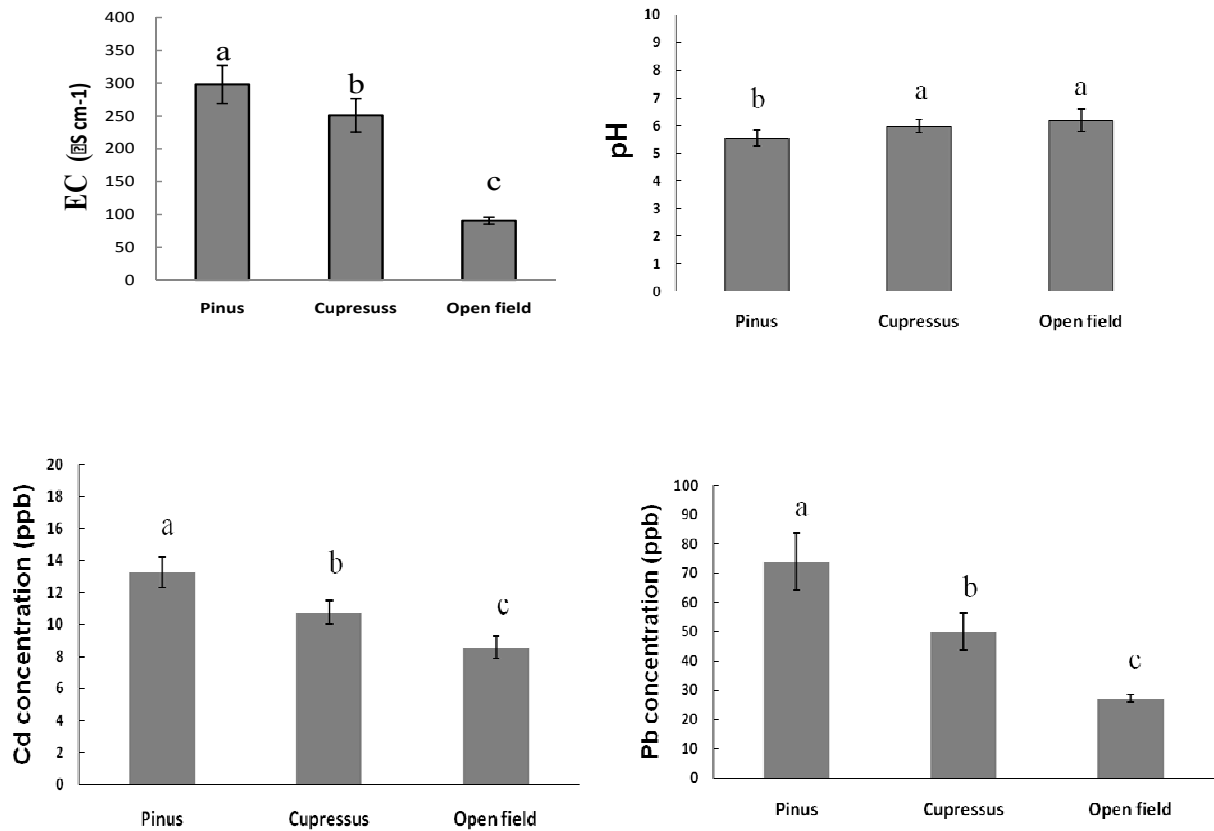
significantly different between *P. eddarica*, *C. arizonica* and the open field rainfall (Table 2).

#### Pb and Cd concentrations of the open field rainfall and TF

The maximum concentrations of Pb ( $74.07 \text{ ppb}$ ) and Cd ( $13.25 \text{ ppb}$ ) were found in TF of *P. eddarica* and the minimum concentrations of Pb ( $30 \text{ ppb}$ ) and Cd ( $8.55 \text{ ppb}$ ) were observed in the open field rainfall (Fig. 3). Duncan test showed significant difference among Pb and Cd of TF in *P. eddarica*, *C. arizonica* and the open field rainfall (Fig. 3). Analysis of variance

showed that Pb and Cd of TF were significantly different between *P. edarica*, *C. arizonica* and the open field rainfall

(Table 2). The three rainfall events showed no significant differences for the pH, EC, Pb and Cd values (not shown).



**Fig. 3.** Chemical compositions of throughfall (TF) in *P. edarica* and *C. arizonica* plantations compared with those of the open field rainfall. Bars refer to the standard error of mean compared with Duncan test. The dissimilar letters show significant difference at 5% level of significance.

\* and \*\* are significant at 5 and 1 percent levels of significance, respectively.

**Table 2.** Analysis of variance of EC, pH, lead (Pb) and cadmium (Cd) of the open field rainfall and throughfalls of *P. edarica* and *C. arizonica* plantations.

Sources of Variation (SOV)	Degree of Freedom (df)	Mean square (Ms)			
		EC (Electro Conductivity)	pH	Pb (Lead)	Cd (Cadmium)
Treatments	2	116960.59**	1.17**	5098.60**	57.58**
Error	33	6597.85	0.09	599.18	7.62
Coefficient of variation (CV)		36.24	5.33	45.93	24.96

## DISCUSSION

In the period of measurements, 18 events were recorded in the study site. Interception loss was 30.8% for *P. edarica* and 26.5% for *C. arizonica*. The values were

on the higher end of the 20% to 40% of I measured in other needle-leaved evergreen forests (Hibbert, 1967; Zinke, 1967). The differences of TF and I among *P. edarica*

and *C. arizonica* is attributed to species composition, stand age, basal area, stand density and canopy morphology and architecture (Forgeard et al., 1980; Xiao et al., 2000; Iroumé & Huber, 2002; Carlyle-Moses, 2004; Fleischbein et al., 2005; Deguchi et al., 2006; Staelens et al., 2008; Muzylo et al., 2009). In the present study, the size of GR had a major effect on rainfall partitioning into TF and I in the *P. eldarica* and *C. arizonica* plantations by increasing GR, intercepted GR by the canopies of the two species (I:GR) and loss through evaporation process decreased. For example, for rainfall events <3.5 mm, the means I:GR were 63% and 52.2% for *P. eldarica* and *C. arizonica*, respectively, but for rainfall events >7 mm, the means I:GR were 26.6% and 21.6% for *P. eldarica* and *C. arizonica*, respectively (Table 1).

The rainfall interception from afforestations in Iran is significant and, therefore, rainfall interception loss needs to be considered in future water balance studies and in the selection of tree species for afforestations. In addition, future research is needed to quantify the full hydrological effect including transpiration of afforestation projects.

The chemical composition of TF was changed by canopy of the *P. eldarica* and *C. arizonica* plantations significantly compared to the open field rainfall. Literature also showed that the change in TF of chemical composition is due to wash off of dry deposition, uptake and release of elements by the canopy and associated micro-flora (Lovet & Lindberg, 1984). A canopy acts as a sink of dust, elements and other materials relating to species. No significant differences were observed among the pH, EC, Pb and Cd values of the three rainfall events in the spring, fall, and winter showing that the chemical composition of throughfall and rainfall would not possibly be affected by the season. More research, however, should be accomplished in different seasons with larger number of samples to confirm these findings.

EC, Pb and Cd concentrations of TF of *P. eldarica* and *C. arizonica* were higher than those recorded in the open field rainfall, showing the potential of collecting elements by the plantation canopies and ensuing the leaching and dry deposition as

well as canopy uptake by the two plantations. The rainfall events cause decreasing air pollution and increasing soil pollution. Increasing soil pollution affects macro and micro-organisms of soil. Although the concentrations of Pb and Cd were higher in TF of the two species against those of the open fields showing the potential of the species for filtering the polluted air, the higher values obtained from TF of *P. eldarica* emphasized the priority of this species for plantations in polluted areas with lead and cadmium.

pH values in the TF of both plantations were less than that of the open field rainfall, though the difference was not significant between TF of *C. arizonica* and the open field rainfall. The values are comparable to the results obtained from a Chinese fir plantation in Fujian, China (Hou Bao et al., 1999). The results of the present study showed that both plantations were differently affected by pollutants. The effect of canopy plantations on the quality of rainfall, therefore, should be considered when selecting species for plantation projects in the urban polluted areas in the semi-arid climate regions.

Trace metal including Pb and Cd in the open field rainfall and its interaction with plantation cover and change in the concentration of TF provide new avenues to reduce trace metals.

## REFERENCES

- Avila, A. and Rodrigo, A. (2004) Trace metal fluxes in bulk deposition, throughfall and stemflow at two evergreen oak stands in NE Spain subject to different exposure to the industrial environment. *Atmospheric Environment*. 38: 171-180.
- Aussenac, G. (1970) Action du couvert forestier sur la distribution au sol des précipitations. *Annals of Forest Science*. 27: 383-399.
- Balestrini, R., Arisci, S., Brizzio, M.C., Mosello, R., Rogora, M. and Tagliaferri, A. (2007) Dry deposition of particles and canopy exchange: comparison of wet, bulk and throughfall deposition at five forest sites in Italy. *Atmospheric Environment*. 41: 745-756.
- Carlyle-Moses, D.E. (2004) Throughfall, stemflow, and canopy interception loss fluxes in a semi-arid Sierra Madre Oriental matorral community. *Journal of Arid Environments*. 58: 181-202.

- Chiwa, M., Crossley, A., Shepard, L.J., Sakugawa, H., and Cape, J.N. (2004) Throughfall chemistry and canopy interactions in a Sitka spruce plantation sprayed with six different simulated polluted mist treatments. *Environmental Pollution*. 127: 57-64.
- Crockford, R.H. and Richardson, D.P. (2000) Partitioning of rainfall into throughfall, stemflow and interception: effect of forest type, ground cover and climate. *Hydrological Processes*. 14: 2903-2920.
- Deguchi, A., Hattori, S. and Park, H. (2006) The influence of seasonal changes in canopy structure on interception loss: application of the revised Gash model. *Journal of Hydrology*. 319: 80-102.
- Fleischbein, K., Wilcke, W., Goller, R., Boy, J., Valarezo, C., Zech, W. and Knoblich, K. (2005) Rainfall interception in a lower montane forest in Ecuador: effects of canopy properties. *Hydrological Processes*. 19:1355-1371.
- Forgeard, F., Gloaguen, J.C., and Touffet, J. (1980) Interception des précipitations et apports au sol d'éléments minéraux par les eaux de pluie et les pluviollessivats dans une hêtraie atlantique et dans quelques peuplements résineux de Bretagne. *Annals of Forest Science*. 37: 53-71.
- Gandois, L., Tipping, E., Dumat, C. and Probst, A. (2010) Canopy influence on trace metal atmospheric inputs on forests ecosystems: speciation in throughfall. *Atmospheric Environment*. 44: 824-833.
- Gash, J.H.C. and Morton, A.J. (1978) An application of the Rutter model to the estimation of the interception loss from Thetford forest. *Journal of Hydrology*. 38: 49-58.
- Gash, J.H.C., Wright, I.R. and Lloyd, C.R. (1980) Comparative estimates of interception loss from three coniferous forests in Great Britain. *Journal of Hydrology*. 48: 89-105.
- Geiger, R. (1965) *The Climate Near the Ground*. Harvard University Press, Cambridge, Massachusetts.
- Gholami, V., Mohseni Saravi, M. and Ahmadi, H. (2010). Effects of impervious surfaces and urban development on runoff generation and flood hazard in the Hajighoshan watershed. *Caspian Journal of Environmental Sciences*. 8:1-12
- Grunzweig, J.M., Lin, T., Rotenberg, E., Schwartz, A. and Yakir, D. (2003) Carbon sequestration in arid-land forest. *Global Change Biology*. 9: 791-799.
- Helvey, J.D. and Patric, J.H. (1965) Design criteria for interception studies. In: Design of Hydrological Networks; Proceedings of a symposium; 1965 June, Quebec City Canada. *International Association of Scientific Hydrology*. 67: 131-137.
- Hou Bao, F., Wei, H., Zhuang, M. and Kosuke, W. (1999) Acidity and chemistry of bulk precipitation, throughfall and stemflow in Chinese fir plantation in Fujian, China. *Forest Ecology and Management*. 122: 243-248.
- Hibbert, A.R. (1967) Forest treatment effects on water yield. In W. E. Sopper & H. W. Lull (Eds.). *Proceedings International Symposium on Forest Hydrology* Oxford: Pergamon Press. 527-544.
- Huber, A. and Iroumé, A. (2001) Variability of annual rainfall partitioning for different sites and forest covered in Chile. *Journal of Hydrology*. 248: 78-92.
- Iroumé, A. and Huber, A. (2002) Comparison of interception losses in a broadleaved native forest and a *Pseudotsuga menziesii* (Douglas fir) plantation in the Andes Mountains of south Chile. *Hydrological Processes*. 16: 2347-2361.
- Kellman, M. (1979) Soil enrichment by neotropical savanna trees. *Journal of Ecology*. 67: 565-577.
- Lankreijer, H.J.M., Hendriks, M.J. and Klaassen, W. (1993) A comparison of models simulating rainfall interception of forests. *Agricultural and Forest Meteorology*. 64: 187-199.
- Lovett, G. and Lindberg, S. (1984) Dry deposition and canopy exchange in a mixed oak forest as determined by analysis of throughfall. *Journal of Applied Ecology*. 21: 1013-1027.
- Miller, H.G., Cooper, J.M. and Miller, J.D. (1976) Effect of nitrogen supply on nutrients in litter fall and crown leaching in a stand of Corsican pine. *Journal of Applied Ecology*. 13: 233-248.
- Muzylo, A., Llorens, P., Valente, F. and Keizer, J.J. Domingo, F. and Gash J.H.C. (2009) Review of rainfall interception modeling. *Journal of Hydrology*. 370: 191-206.
- Nriagu, J.O. (1989) A global assessment of natural sources of atmospheric trace metals. *Nature*. 338: 47-49.
- Pacyna, J. and Pacyna, E. (2001) An assessment of global and regional emissions of trace metals to the atmosphere from anthropogenic sources worldwide. *Environmental Reviews*. 269-298.



- Parker, G.G. (1983) Throughfall and stemflow in the forest nutrient cycle. *Advanced Ecological Research*. 13: 58-121.
- Pypker, T.G., Baond, B.J., Link, T.E., Marks, D. and Unsworth, M.H. (2005) The importance of canopy structure in controlling the interception loss of rainfall: examples from a young and an old-grown Douglas-fir forest. *Agricultural and Forest Meteorology*. 130: 113-129.
- Rauch, J.N. and Pacyna, M. (2009) Earth's global Ag, Al, Cr, Cu, Fe, Ni, Pb, and Zn cycles. *Global Geochemical Cycles*. 23: 1-16.
- Shotyk, W., Cheburkin, A.K., Appleby, P.G., Fankhauser, A. and Kramers, J.D. (1996) Two thousand years of atmospheric arsenic, antimony, and lead deposition recorded in an ombrotrophic peat bog profile, Jura Mountains, Switzerland. *Earth and Planetary Science Letters*. 145:11-17.
- Staelens, J., Schrijver, A.D., Verheyen, K. and Verhoest, N. (2008) Rainfall partitioning into throughfall, stemflow, and interception within a single beech (*Fagus sylvestris* L.) canopy: influence of foliation, rain event characteristics, and meteorology. *Hydrological Processes*. 22: 33-45.
- Steinnes, E. and Friedland, A.J. (2005) Metal contamination of natural surface soils from long-range atmospheric transport: existing and missing knowledge. *Environmental Reviews*. 14: 169-186.
- Stogsdill, W.R.J., Wittwer, R.F., Hennessey, T.C. and Dougherty, P.M. (1989) Relationship between throughfall and stand density in a *Pinus taeda* plantation. *Forest Ecology and Management*. 29: 105-113.
- Viville, D. Biron, P. Granier, A. Dambrine, E. and Probst, A. (1993) Interception in a mountains declining spruce stand in Strengbach catchment (Vosges, France). *Journal of Hydrology*. 144: 273-282.
- Xiao, Q., McPherson, E.G., Ustin, S.L., Grismer, M.E. and Simpson, J.R. (2000) Winter rainfall interception by two mature open-grown trees in Davis, California. *Hydrological Processes*. 14: 763-784.
- Zinke, P.J. (1967) Forest interception study in the United States. In: Sopper, W.E., Lull, H.W. (Eds.). International Symposium on Forest Hydrology, Pergamon, Oxford. 137-161.
- Zhou, GY., Wei, X.H. and Yan, J.H. (2002) Impacts of eucalyptus (*Eucalyptus exserta*) plantation on sediment yield in Guangdong Province, Southern China. A kinetic energy approach, *Catena*. 49: 231-251.

## اندازه گیری سرب و کادمیم تاج بارش جنگل کاری های کاج تهران و سرو نقره ای در منطقه ای آلوده با اقلیم نیمه خشک

۱. خسروپور<sup>1</sup>، پ. عطارد<sup>1\*</sup>، ا. شیروانی<sup>1</sup>، م. متینی زاده<sup>2</sup>، ا. فتحی زاده<sup>3</sup>

1- گروه جنگلداری و اقتصاد جنگل، دانشکده منابع طبیعی، دانشگاه تهران، کرج، ایران

2- مرکز تحقیقات جنگلها و مراتع، تهران، ایران

3- دانشکده منابع طبیعی و علوم دریائی، دانشگاه تربیت مدرس، ایران

(تاریخ دریافت: 91/5/27 - تاریخ پذیرش: 91/10/26)

### چکیده

این تحقیق به منظور اندازه گیری تاج بارش (TF) و باران ربایی (I) و مقایسه ی عناصر سرب و کادمیم و همچنین هدایت الکتریکی (EC) و pH تاج بارش جنگل کاری های کاج تهران و سرو نقره ای در پارک جنگلی چیتگر انجام گرفت. باران در فضای باز با استفاده از 10 جمع آوری کننده و تاج بارش با استفاده از 30 جع آوری کننده در هر توده که به صورت تصادفی در زیر تاج پوشش درختان قرار داده شدند، اندازه گیری شد. اندازه گیری ها از 15 آوریل تا 15 فوریه 2010 انجام گرفت. در طول دوره اندازه گیری، 18 مورد باران با عمق 114/8 میلی متر اندازه گیری شد که از این مقدار، سهم باران ربایی توده کاج تهران 35/3 میلی متر و توده سرو نقره ای 30/4 میلی متر بود. بین مقادیر I:GR و GR در هر دو توده همبستگی بالایی مشاهده شد ( $r^2 = 0.686$ ,  $r^2_{Cupressus} = 0.766$ ,  $p \text{ value} \leq 0.01$ ). اختلاف معنی داری را با مقادیر باران اندازه گیری شده در فضای باز نشان دادند. باران ربایی کاج تهران و سرو نقره ای در مناطق نیمه خشک ایران سهم قابل ملاحظه ای از باران را شامل می شود و بنابراین لازم است در تراز آبی این جنگل کاری ها، اندازه گیری باران ربایی لحاظ گردد. به علاوه نتایج نشان می دهند که کاج تهران و سرو نقره ای پتانسیل خوبی برای جذب آلودگی های سرب و کادمیم هوا از طریق تاج بارش دارند.

\* مولف مسئول